

# Claim for Disability Support Pension Medical Evidence Checklist

## Medical Evidence Requirements

### Medical evidence to support your claim for Disability Support Pension

You need to provide current medical evidence from your treating health professional(s) to support your claim for Disability Support Pension. We need this information to help us understand how your medical conditions affect you, and to make sure we correctly assess your claim.

We are not responsible for obtaining this information on your behalf. However, we may contact your treating health professionals to confirm or clarify information you provide about your medical conditions.

#### Information we need to assess your claim

You must provide current medical evidence about each of your medical conditions that impact your ability to work. These requirements are explained in more detail below.

You need to provide suitable medical evidence when you lodge your claim. If you do not provide this information we may be unable to correctly assess your claim, and may reject your claim.

Please tell us if you cannot provide evidence within that time, or if you are having difficulty obtaining medical evidence.

#### What is medical evidence?

Medical evidence includes documents written by a registered medical practitioner (such as your treating doctor) and other registered health or allied health professionals. This evidence should support the information you provide in the medical details section of your claim.

Statements about your condition written by you or your nominee are taken into account, but are not considered medical evidence. This applies to information provided by a person who is not a registered health professional, such as a teacher.

#### Examples of medical evidence you may be required to provide:

- medical history reports/print outs
- specialist medical reports, including outcomes of specialist referrals by your treating doctor
- allied health professional reports, such as physiotherapy or audiology reports
- psychologist reports, including IQ testing reports
- medical imaging reports
- compensation and rehabilitation reports
- physical examination reports
- hospital/outpatient records or discharge summaries including operations you have had.

You are not required to provide everything on this list. Medical evidence should be as current as possible. Older evidence (such as reports or records more than 2 years old) will generally be considered less relevant. Please talk to your treating health professional if you are not sure whether the medical evidence you have reflects your current circumstances.

### Details of your treating health professionals

Please include the full name and contact details for all your treating health professionals in the medical details section of your claim.

### Information we need about your medical conditions

In most cases, we need current information about the diagnosis, treatment, symptoms, functional impact and prognosis of each of the medical condition(s) that impact your ability to work. This is explained in more detail below:

#### Diagnosis

- The formal diagnosis of the medical conditions that impact your ability to function.
- When each medical condition was diagnosed.
- The name, qualification and contact details of the medical professional who made the diagnosis.

#### Treatment and care

- The type of treatment that has been undertaken in the past.
- The current treatment(s) you are undertaking.
- Planned or future treatment, including whether you are on a waiting list.
- If you require specific care because of your condition, including nursing home level or palliative care.

#### Symptoms and functional impact

- When the symptoms of each medical condition started (date of onset).
- Current symptoms of your conditions (persisting despite treatment, aids, equipment or assistive technology).
- The severity, frequency and duration of your symptoms.
- How your conditions and treatment impact on your ability to function in day-to-day life including at work.

#### Prognosis

- The length of time the condition is likely to impact your ability to function.
- Whether the condition is likely to improve, remain the same or get progressively worse.
- Whether your medical condition is likely to significantly affect your life expectancy.

### Specific medical evidence required for some medical conditions

We need specific medical evidence for some medical conditions. This includes:

- **ear conditions affecting hearing or balance:** the diagnosis must be supported by a report from your audiologist or ear, nose and throat specialist.
- **eye conditions affecting vision:** the diagnosis must be supported by a report from your ophthalmologist.
- **mental health conditions (such as depression, schizophrenia):** your doctor's diagnosis must be supported by a psychiatrist or clinical psychologist assessment.
- **intellectual impairment:** we need an assessment of intellectual function and assessment of adaptive behaviour from your psychologist, or a report from your special school which includes these psychologist assessments. Evidence you provide must include information supported by a psychologist about your IQ score, or your ability to undergo IQ testing.

For more information, go to [humanservices.gov.au/dsp](http://humanservices.gov.au/dsp) or call us on 132 717.

# Claim for Disability Support Pension Medical Evidence Checklist

This checklist helps ensure you have the right medical evidence to support your claim for Disability Support Pension. It may also help guide discussion with your treating health professionals if you need further evidence. Disability Support Pension medical evidence requirements are explained on page 1 of this form and on page 31 of the claim form. For more information, go to [humanservices.gov.au/dsp](http://humanservices.gov.au/dsp)

**Your details**

Family name

Given name(s)

Date of birth  /  /

Centrelink Reference Number  -  -  -

**1** Do you have current medical evidence from your treating doctor(s) for any conditions which significantly affect your work capacity?

- No  **Go to 3**  
 Yes  **Go to next question**


**2** In most cases we need medical evidence from your treating doctor(s) to include your diagnosis, prognosis and how your condition affects you. Please indicate the information included in the medical evidence from your treating doctor(s):

- the diagnosis of any conditions which significantly affect your work capacity
- details of the treating health professional (s) who diagnosed each condition, including names and contact details
- details of any past, current and planned treatment for your conditions
- symptoms of your conditions (how they affect you now, and how they may affect you in the future, with treatment)
- prognosis for your conditions, (taking into account any current and planned treatment)


**3** Please indicate which statement applies to you.

You are claiming Disability Support Pension because:

you need nursing home level care, or your life expectancy is significantly reduced within the next 2 years

 You will need to provide medical evidence that outlines your symptoms and prognosis.

of an intellectual disability

 You will need to provide an assessment of intellectual function and adaptive behaviour supported by a psychologist, including information about your IQ score, or your ability to undergo testing.


of an eye condition affecting your vision

 You will need to provide an **Optometrist/Ophthalmologist Report form (SA013)** or equivalent information.


you are permanently blind

 You will need to provide an **Optometrist/Ophthalmologist Report form (SA013)** or equivalent information.

of a mental health condition (such as depression or anxiety)

 You will need to provide evidence that the diagnosis was made by a psychiatrist, **OR** another medical practitioner (such as your GP) **and** a clinical psychologist.

of an ear condition affecting your hearing or balance

 You will need to provide evidence that the diagnosis is supported by an ear, nose and throat specialist **or** another medical practitioner (such as your GP) **and** an audiologist.

none of the above



CLK0SA473 1705

**4** Please provide existing medical evidence with your claim which shows the current impact of your condition(s). If you have given any of these documents to us before, you do not need to provide them again.

What medical evidence documents are you providing with your claim?

Medical history records, such as a patient health summary signed by your GP

Report from a medical specialist such as an ear, nose and throat specialist, psychiatrist or ophthalmologist

GP referral letter to medical specialist

Report from another treating health professional such as a physiotherapist, psychologist, occupational therapist or audiologist

Rehabilitation reports

Medical imaging report such as MRI, X-ray, CT (films not required)

Hospital / Outpatient / Discharge report

Compensation medical report

Wait-list confirmation letter

Special School/Special Education Unit report

Other medical evidence – give details below


**5** Are you having difficulty getting medical evidence, or giving evidence to us?


No  Go to next question

Yes  To help us understand your situation, please explain why you are having difficulty with medical evidence.


**6** We may need to contact your treating health professional(s) about your medical condition(s). They may ask us to confirm that you have provided consent in writing for them to disclose information about your medical conditions. You can do this by completing a **Consent to disclose medical information** form (SA472).

Have you completed and given us a **Consent to disclose medical information** form?

No

 To provide consent, you will need to complete a **Consent to disclose medical information** form (SA472).  
If you do not have this form, go to **humanservices.gov.au/forms**  
▶ Go to next question

Yes  Go to next question

**7 IMPORTANT INFORMATION**

**Privacy and your personal information**

Your personal information is protected by law (including the *Privacy Act 1988*) and is collected by the Australian Government Department of Human Services for the assessment and administration of payments and services. This information is required to process your application or claim.

Your information may be used by the department, or given to other parties where you have agreed to that, or where it is required or authorised by law (including for the purpose of research or conducting investigations).

You can get more information about the way in which the department will manage your personal information, including our privacy policy, at **humanservices.gov.au/privacy**

**8 Statement**

**I declare that:**

- the information I have provided in this form is complete and correct.

**I understand that:**

- giving false or misleading information is a serious offence.
- the Australian Government Department of Human Services can make relevant enquiries to make sure I receive the correct entitlement.

Your signature


---

Date

	/		/	
--	---	--	---	--